

DESIGNED AND TESTED ACCORDING TO EUROPEAN STANDARD prEN 15685:2019



SECURITY

Self-centering tipping dead bolt with lock-picking system

Independent locking points: if one of the dead bolts is forced open, the others remain in closed position

Versions available with Euro profile cylinder, Swiss cylinder and cross key cylinder

MATERIALS

Stainless steel forend, rods and springs

Closed 19 mm zinc and plastic plated steel lock case to stop profile machining chips from entering the mechanism



EASY TO TURN

Adjustable anti-noise latch bolt ~ 5 mm and roller bolt interchangeable with plug

Roller bolt cod. 01435 - Plug cod. 01431

3 DEAD BOLTS AND ADJUSTABLE LATCH BOLT

SHORT FACEPLATE

Latch bolt interchangeable with roller bolt cod. 01435



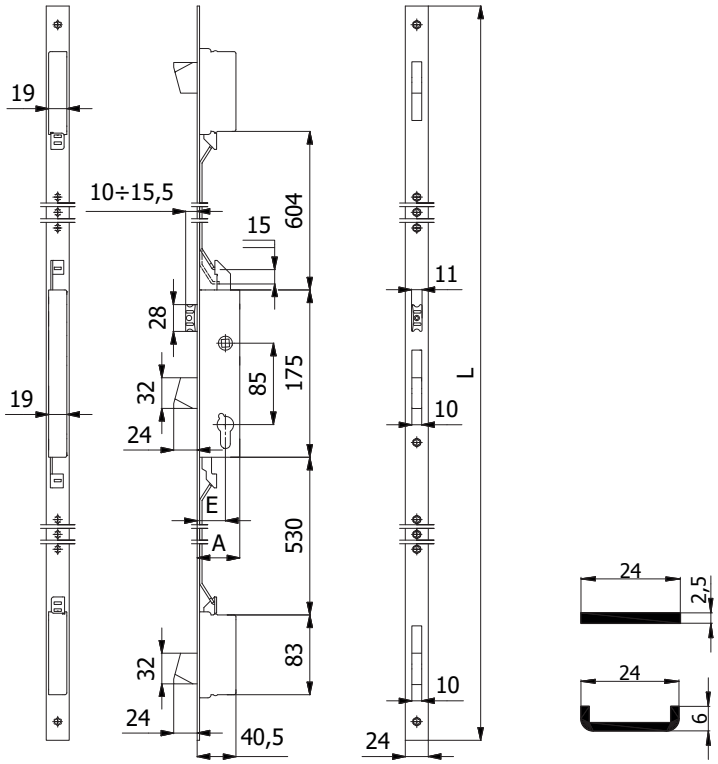

CONSTRUCTIVE FEATURES:

Zinc and plastic plated steel cases and covers - Nickel-plated special alloy self-centering dead bolts with lock-picking system - Nickel-plated special alloy anti-noise latch bolt - Zinc-plated special alloy square spindle device □ 8 mm.

WORKING:

Key driven dead bolts - Handle or key driven latch bolt.

HAND:

Reversible.

PROVIDED WITH:

2 roses cod. 0120 N, 2 forend spacers cod. 0633 N (for "U" shaped forend), cylinder screw, stainless steel fixing screws, assembling instructions.

COD.	E	L	A	Forend	Throws	kg		
1500.25.PC	25	1570	40	Stainless steel	1	1,91	1	5
1500.30.PC	30	1570	45		1	1,94	1	5
1500.35.PC	35	1570	50		1	1,97	1	5
1500.25.UC	25	1570	40	Stainless steel	1	1,97	1	5
1500.30.UC	30	1570	45		1	2,00	1	5
1500.35.UC	35	1570	50		1	2,03	1	5

3 DEAD BOLTS
SHORT FACEPLATE



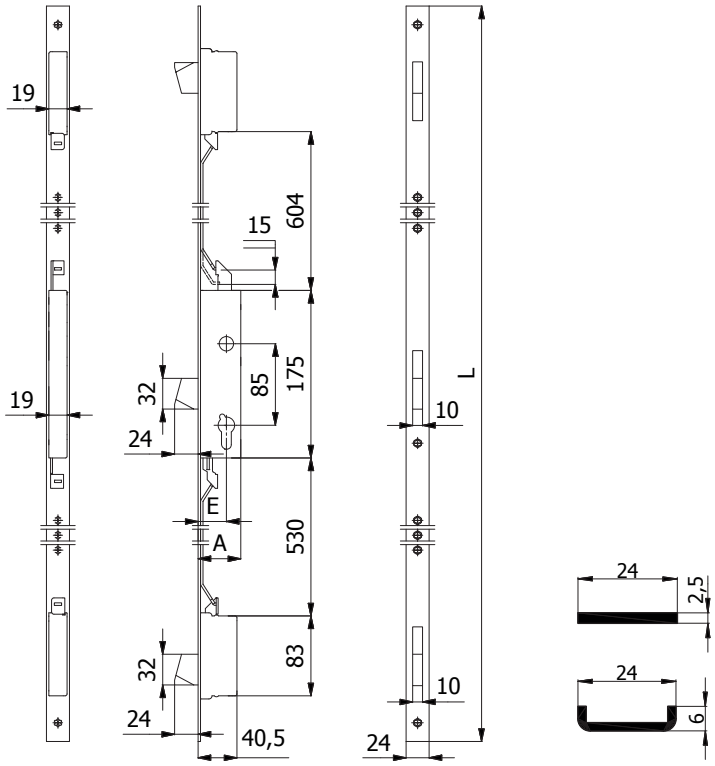

CONSTRUCTIVE FEATURES:
Zinc and plastic plated steel cases and covers - Nickel-plated special alloy self-centering dead bolts with lock-picking system.

WORKING:
Key driven dead bolts.

HAND:
No hand.

PROVIDED WITH:
2 roses cod. 0120 N, 2 forend spacers cod. 0633 N (for “U” shaped forend), cylinder screw, stainless steel fixing screws, assembling instructions.

COD.	E	L	A	Forend	Throws	kg		
1501.25.PC	25	1570	40	Stainless steel	1	1,84	1	5
1501.30.PC	30	1570	45		1	1,87	1	5
1501.35.PC	35	1570	50		1	1,90	1	5
1501.25.UC	25	1570	40	Stainless steel	1	1,90	1	5
1501.30.UC	30	1570	45		1	1,93	1	5
1501.35.UC	35	1570	50		1	1,96	1	5

3 DEAD BOLTS AND ADJUSTABLE ROLLER BOLT
SHORT FACEPLATE



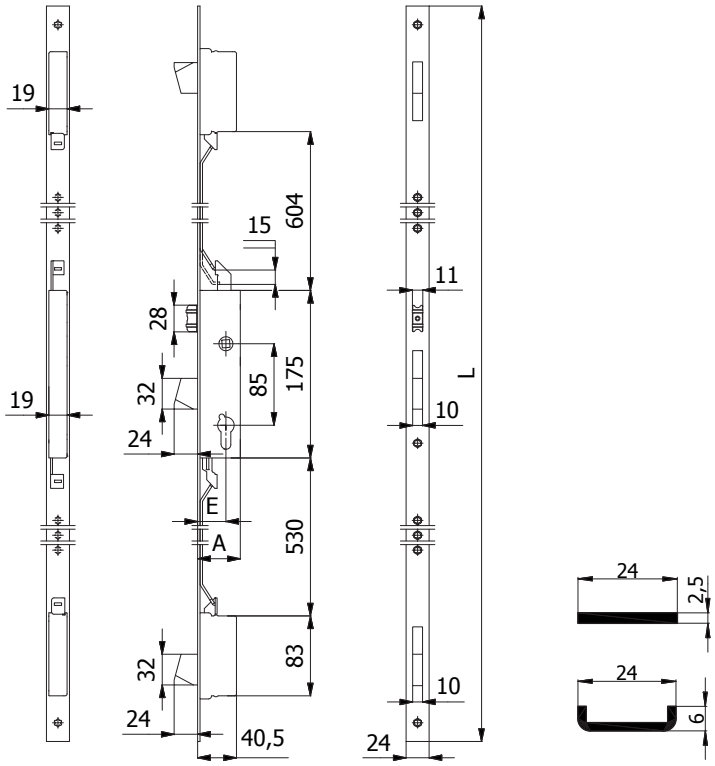

CONSTRUCTIVE FEATURES:
Zinc and plastic plated steel cases and covers - Nickel-plated special alloy self-centering dead bolts with lock-picking system - Nickel-plated brass roller bolt.

WORKING:
Key driven dead bolts - Pressure or key driven roller bolt.

HAND:
No hand.

PROVIDED WITH:
2 roses cod. 0120 N, 2 forend spacers cod. 0633 N (for "U" shaped forend), cylinder screw, stainless steel fixing screws, assembling instructions.

COD.	E	L	A	Forend	Throws	kg		
1505.25.PC	25	1570	40	Stainless steel	1	1,94	1	5
1505.30.PC	30	1570	45		1	1,97	1	5
1505.35.PC	35	1570	50		1	2,00	1	5
1505.25.UC	25	1570	40	Stainless steel	1	2,00	1	5
1505.30.UC	30	1570	45		1	2,03	1	5
1505.35.UC	35	1570	50		1	2,06	1	5

3 HOOK BOLTS
SHORT FACEPLATE



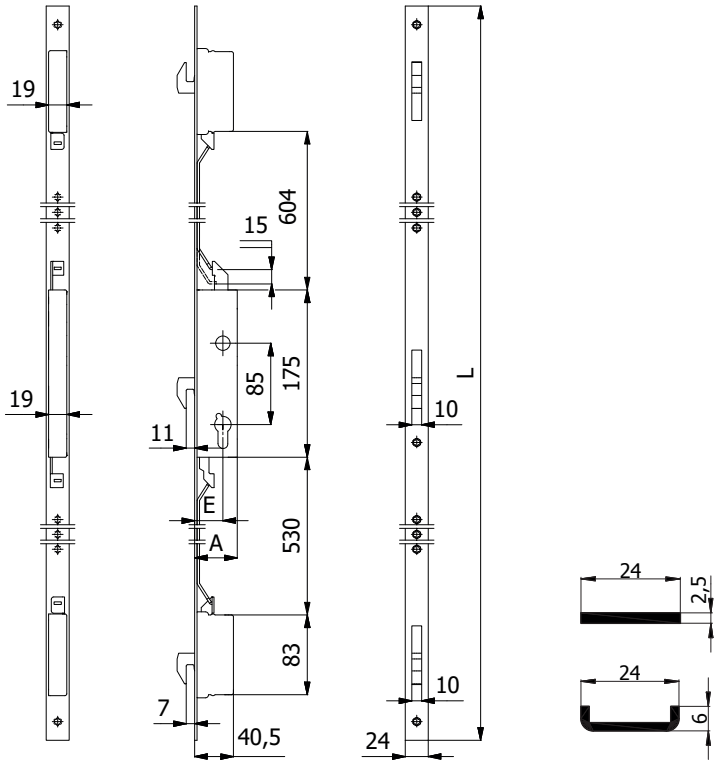

CONSTRUCTIVE FEATURES:
Zinc and plastic plated steel cases and covers - Stainless steel hook bolts.

WORKING:
Key driven hook bolts.

HAND:
No hand.

PROVIDED WITH:
2 roses cod. 0120 N, 2 forend spacers cod. 0633 N (for "U" shaped forend), cylinder screw, stainless steel fixing screws, assembling instructions.

COD.	E	L	A	Forend	Throws	kg		
1506.25.PC	25	1570	40	Stainless steel	1	1,77	1	5
1506.30.PC	30	1570	45		1	1,80	1	5
1506.35.PC	35	1570	50		1	1,83	1	5
1506.25.UC	25	1570	40	Stainless steel	1	1,83	1	5
1506.30.UC	30	1570	45		1	1,86	1	5
1506.35.UC	35	1570	50		1	1,89	1	5

3 DEAD BOLTS AND ADJUSTABLE LATCH BOLT

LONG FACEPLATE

Latch bolt interchangeable with roller bolt cod. 01435



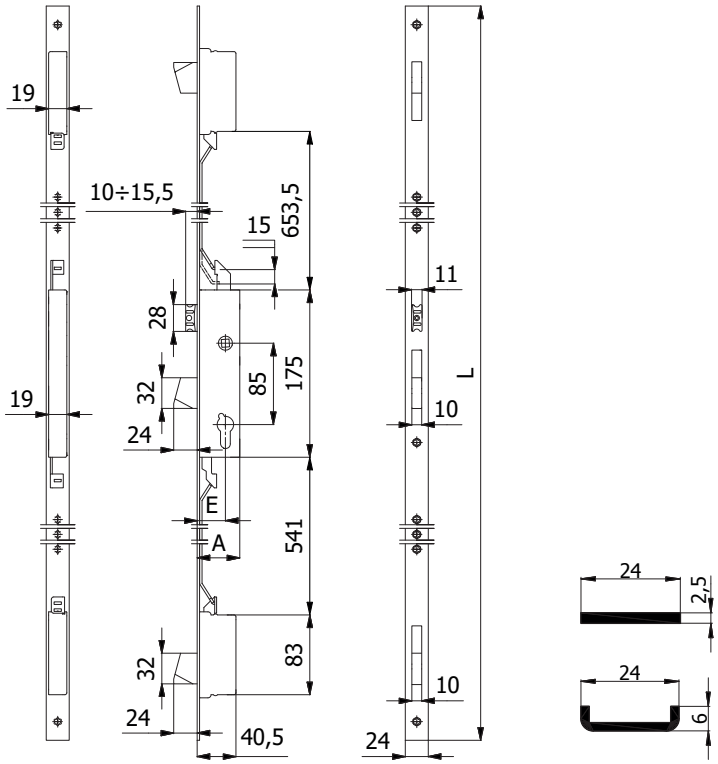

CONSTRUCTIVE FEATURES:

Zinc and plastic plated steel cases and covers - Nickel-plated special alloy self-centering dead bolts with lock-picking system - Nickel-plated special alloy anti-noise latch bolt - Zinc-plated special alloy square spindle device ⌑ 8 mm.

WORKING:

Key driven dead bolts - Handle or key driven latch bolt.

HAND:

Reversible.

PROVIDED WITH:

2 roses cod. 0120 N, 2 forend spacers cod. 0633 N (for "U" shaped forend), cylinder screw, stainless steel fixing screws, assembling instructions.

COD.	E	L	A	Forend	Throws	Cylinder	kg		
1500.25.PL	25	2300	40	Stainless steel	1		2,30	1	5
1500.30.PL	30	2300	45		1		2,33	1	5
1500.35.PL	35	2300	50		1		2,36	1	5
1500.25.UL	25	2300	40	Stainless steel	1		2,30	1	5
1500.30.UL	30	2300	45		1		2,33	1	5
1500.35.UL	35	2300	50		1		2,36	1	5
3500.30.PL	30	2300	45	Stainless steel	1	Swiss profile cylinder	2,33	1	5
3500.35.PL	35	2300	50		1		2,36	1	5
3500.30.UL	30	2300	45	Stainless steel	1		2,33	1	5
3500.35.UL	35	2300	50		1		2,36	1	5

3 DEAD BOLTS
LONG FACEPLATE



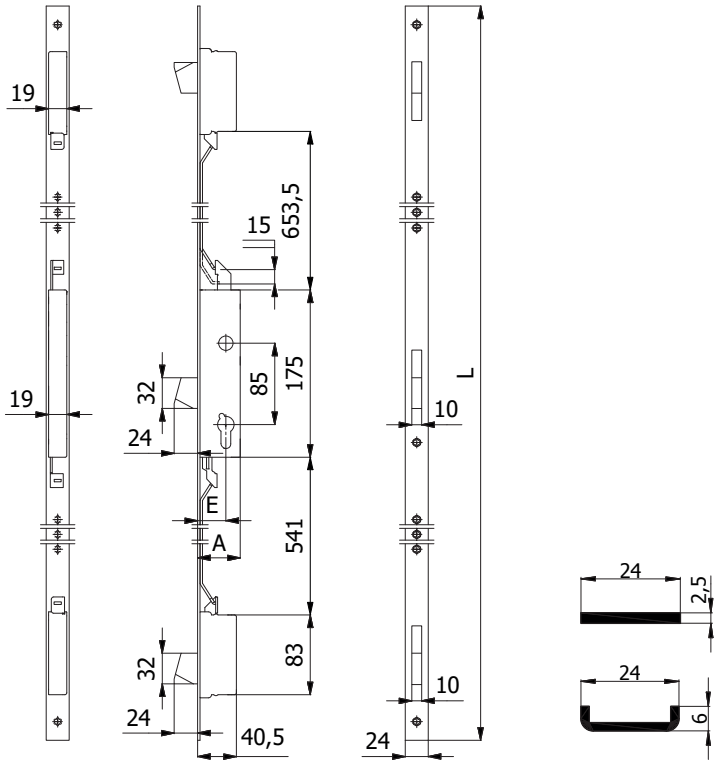

CONSTRUCTIVE FEATURES:
Zinc and plastic plated steel cases and covers - Nickel-plated special alloy self-centering dead bolts with lock-picking system.

WORKING:
Key driven dead bolts.

HAND:
No hand.

PROVIDED WITH:
2 roses cod. 0120 N, 2 forend spacers cod. 0633 N (for "U" shaped forend), cylinder screw, stainless steel fixing screws, assembling instructions.

COD.	E	L	A	Forend	Throws	Cylinder	kg		
1501.25.PL	25	2300	40	Stainless steel	1		2,23	1	5
1501.30.PL	30	2300	45		1		2,26	1	5
1501.35.PL	35	2300	50		1		2,29	1	5
1501.25.UL	25	2300	40	Stainless steel	1		2,23	1	5
1501.30.UL	30	2300	45		1		2,26	1	5
1501.35.UL	35	2300	50		1		2,29	1	5
3501.30.PL	30	2300	45	Stainless steel	1	Swiss profile cylinder	2,26	1	5
3501.35.PL	35	2300	50		1		2,29	1	5
3501.30.UL	30	2300	45	Stainless steel	1		2,26	1	5
3501.35.UL	35	2300	50		1		2,29	1	5

3 DEAD BOLTS AND ADJUSTABLE ROLLER BOLT
LONG FACEPLATE



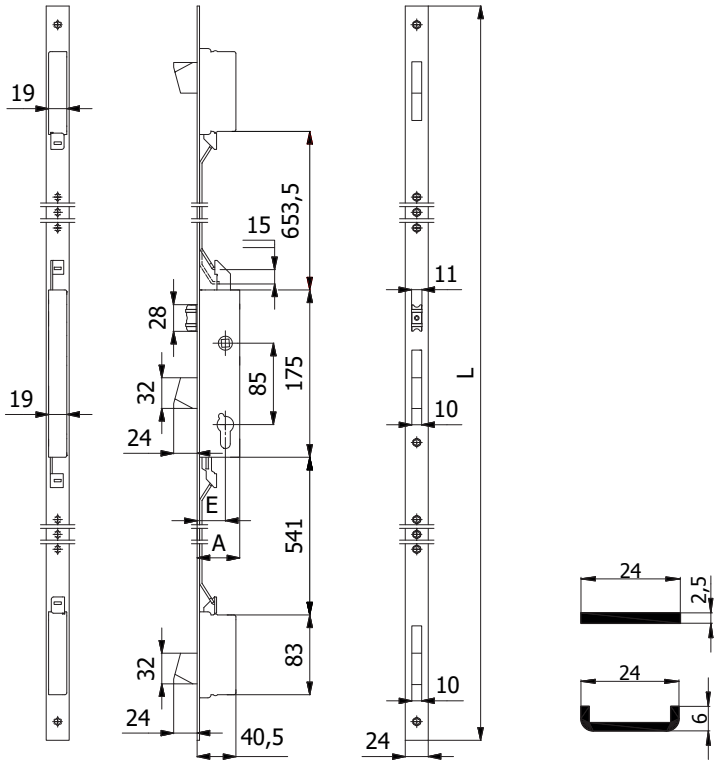

CONSTRUCTIVE FEATURES:
Zinc and plastic plated steel cases and covers - Nickel-plated special alloy self-centering dead bolts with lock-picking system - Nickel-plated brass roller bolt.

WORKING:
Key driven dead bolts - Pressure or key driven roller bolt.

HAND:
No hand.

PROVIDED WITH:
2 roses cod. 0120 N, 2 forend spacers cod. 0633 N (for "U" shaped forend), cylinder screw, stainless steel fixing screws, assembling instructions.

COD.	E	L	A	Forend	Throws	Cylinder	kg		
1505.25.PL	25	2300	40	Stainless steel	1		2,30	1	5
1505.30.PL	30	2300	45		1		2,33	1	5
1505.35.PL	35	2300	50		1		2,36	1	5
1505.25.UL	25	2300	40	Stainless steel	1		2,30	1	5
1505.30.UL	30	2300	45		1		2,33	1	5
1505.35.UL	35	2300	50		1		2,36	1	5
3505.30.PL	30	2300	45	Stainless steel	1	Swiss profile cylinder	2,33	1	5
3505.35.PL	35	2300	50		1		2,36	1	5
3505.30.UL	30	2300	45	Stainless steel	1		2,33	1	5
3505.35.UL	35	2300	50		1		2,36	1	5

3 HOOK BOLTS
LONG FACEPLATE



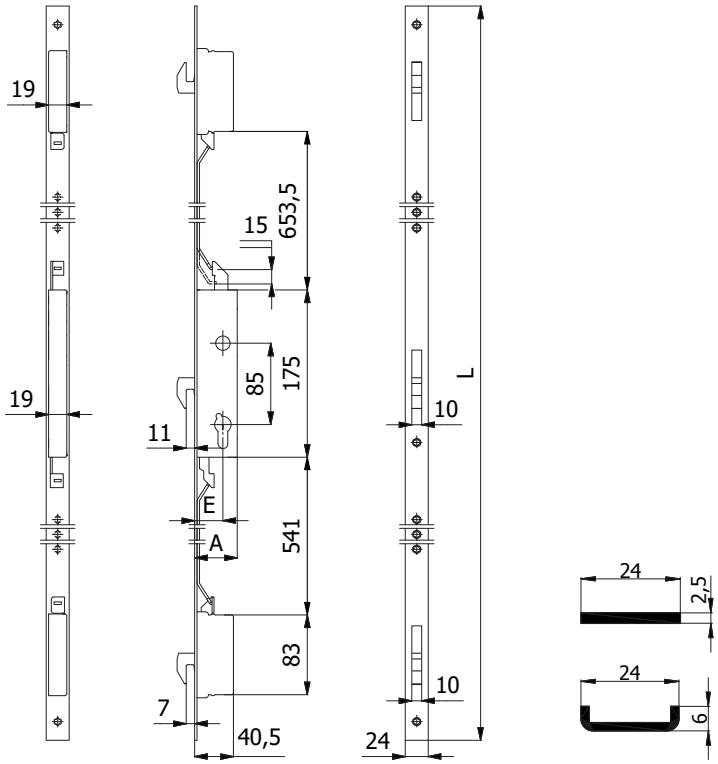

CONSTRUCTIVE FEATURES:
Zinc and plastic plated steel cases and covers - Stainless steel hook bolts.

WORKING:
Key driven hook bolts.

HAND:
No hand.

PROVIDED WITH:
2 roses cod. 0120 N, 2 forend spacers cod. 0633 N (for "U" shaped forend), cylinder screw, stainless steel fixing screws, assembling instructions.

COD.	E	L	A	Forend	Throws	Cylinder	kg		
1506.25.PL	25	2300	40	Stainless steel	1		2,16	1	5
1506.30.PL	30	2300	45		1		2,19	1	5
1506.35.PL	35	2300	50		1		2,22	1	5
1506.25.UL	25	2300	40	Stainless steel	1		2,16	1	5
1506.30.UL	30	2300	45		1		2,19	1	5
1506.35.UL	35	2300	50		1		2,22	1	5
3506.30.PL	30	2300	45	Stainless steel	1	Swiss profile cylinder	2,19	1	5
3506.35.PL	35	2300	50		1		2,22	1	5
3506.30.UL	30	2300	45	Stainless steel	1		2,19	1	5
3506.35.UL	35	2300	50		1		2,22	1	5

SLIM LOCK CASE 15 mm

DESIGNED AND TESTED ACCORDING TO EUROPEAN STANDARD prEN 15685:2019



SECURITY

Self-centering tipping dead bolt with lock-picking system

Independent locking points: if one of the dead bolts is forced open, the others remain in closed position

Operated by Euro profile cylinder

MATERIALS

Stainless steel forend, rods and springs

Closed zinc and plastic plated steel lock case to stop profile machining chips from entering the mechanism



EASY TO TURN

Adjustable anti-noise latch bolt ~ 5 mm and roller bolt interchangeable with plug

Roller bolt cod. 01435 - Plug cod. 01431

SLIM LOCK CASE 15 MM

Ideal for all thermic and Euro Groove profiles as it minimizes the cut-outs on the profile



3 DEAD BOLTS AND ADJUSTABLE LATCH BOLT

SHORT FACEPLATE

Latch bolt interchangeable with roller bolt cod. 01435



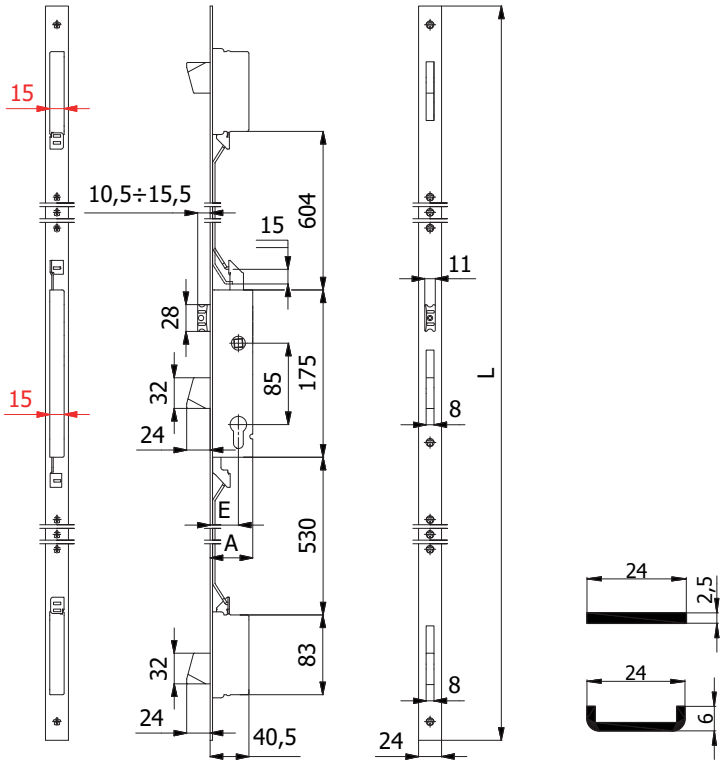

CONSTRUCTIVE FEATURES:

Zinc and plastic plated steel cases and covers - Nickel-plated special alloy self-centering dead bolts with lock-picking system - Nickel-plated special alloy anti-noise latch bolt - Zinc-plated special alloy square spindle device □ 8 mm.

WORKING:

Key driven dead bolts - Handle or key driven latch bolt.

HAND:

Reversible.

PROVIDED WITH:

2 roses cod. 0120 N, 2 forend spacers cod. 0633 N (for "U" shaped forend), cylinder screw, stainless steel fixing screws, assembling instructions.

COD.	E	L	A	Forend	Throws	kg		
1500S.25.PC	25	1570	40	Stainless steel	1	2,59	1	5
1500S.30.PC	30	1570	45		1	2,62	1	5
1500S.35.PC	35	1570	50		1	2,65	1	5
1500S.25.UC	25	1570	40	Stainless steel	1	2,57	1	5
1500S.30.UC	30	1570	45		1	2,60	1	5
1500S.35.UC	35	1570	50		1	2,63	1	5

3 DEAD BOLTS
SHORT FACEPLATE



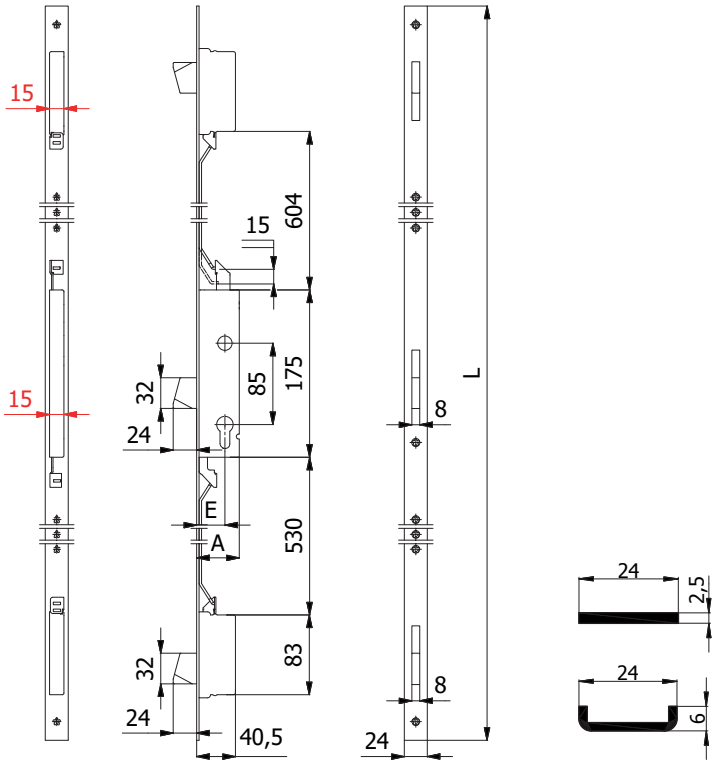

CONSTRUCTIVE FEATURES:
Zinc and plastic plated steel cases and covers - Nickel-plated special alloy self-centering dead bolts with lock-picking system.

WORKING:
Key driven dead bolts.

HAND:
No hand.

PROVIDED WITH:
2 roses cod. 0120 N, 2 forend spacers cod. 0633 N (for “U” shaped forend), cylinder screw, stainless steel fixing screws, assembling instructions.

COD.	E	L	A	Forend	Throws	kg		
1501S.25.PC	25	1570	40	Stainless steel	1	2,52	1	5
1501S.30.PC	30	1570	45		1	2,55	1	5
1501S.35.PC	35	1570	50		1	2,58	1	5
1501S.25.UC	25	1570	40	Stainless steel	1	2,50	1	5
1501S.30.UC	30	1570	45		1	2,53	1	5
1501S.35.UC	35	1570	50		1	2,56	1	5

3 DEAD BOLTS AND ADJUSTABLE ROLLER BOLT

SHORT FACEPLATE



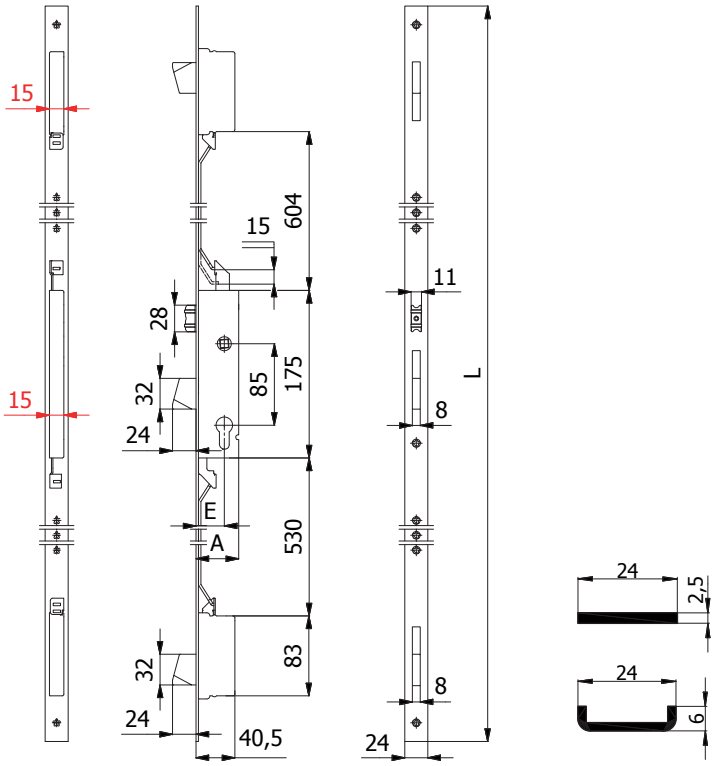

CONSTRUCTIVE FEATURES:

Zinc and plastic plated steel cases and covers - Nickel-plated special alloy self-centering dead bolts with lock-picking system - Nickel-plated brass roller bolt.

WORKING:

Key driven dead bolts - Pressure or key driven roller bolt.

HAND:

No hand.

PROVIDED WITH:

2 roses cod. 0120 N, 2 forend spacers cod. 0633 N (for "U" shaped forend), cylinder screw, stainless steel fixing screws, assembling instructions.

COD.	E	L	A	Forend	Throws	kg		
1505S.25.PC	25	1570	40	Stainless steel	1	2,59	1	5
1505S.30.PC	30	1570	45		1	2,62	1	5
1505S.35.PC	35	1570	50		1	2,65	1	5
1505S.25.UC	25	1570	40	Stainless steel	1	2,57	1	5
1505S.30.UC	30	1570	45		1	2,60	1	5
1505S.35.UC	35	1570	50		1	2,63	1	5

3 DEAD BOLTS AND ADJUSTABLE LATCH BOLT

LONG FACEPLATE

Latch bolt interchangeable with roller bolt cod. 01435



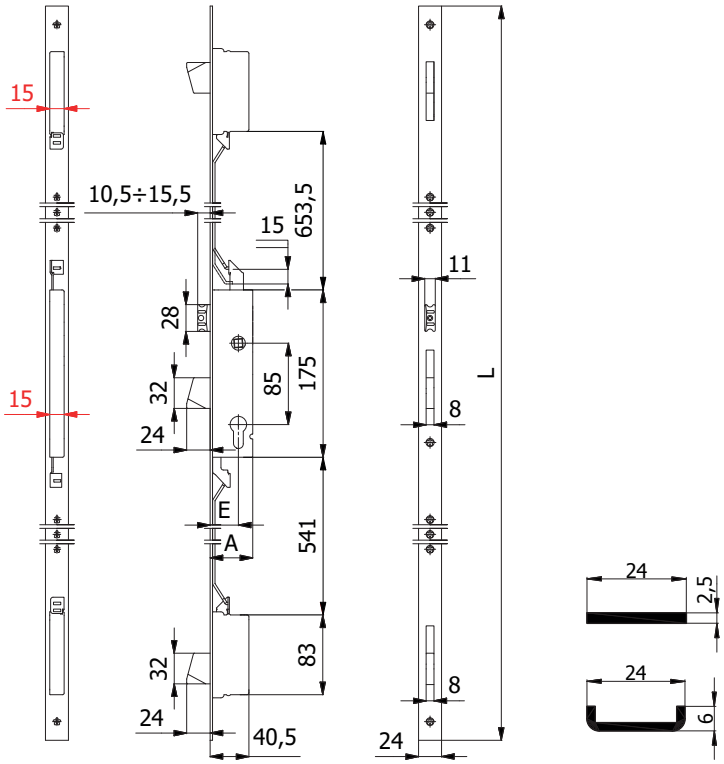

CONSTRUCTIVE FEATURES:

Zinc and plastic plated steel cases and covers - Nickel-plated special alloy self-centering dead bolts with lock-picking system - Nickel-plated special alloy anti-noise latch bolt - Zinc-plated special alloy square spindle device □ 8 mm.

WORKING:

Key driven dead bolts - Handle or key driven latch bolt.

HAND:

Reversible.

PROVIDED WITH:

2 roses cod. 0120 N, 2 forend spacers cod. 0633 N (for "U" shaped forend), cylinder screw, stainless steel fixing screws, assembling instructions.

COD.	E	L	A	Forend	Throws	kg		
1500S.25.PL	25	2300	40	Stainless steel	1	2,20	1	5
1500S.30.PL	30	2300	45		1	2,23	1	5
1500S.35.PL	35	2300	50		1	2,26	1	5
1500S.25.UL	25	2300	40	Stainless steel	1	2,24	1	5
1500S.30.UL	30	2300	45		1	2,27	1	5
1500S.35.UL	35	2300	50		1	2,30	1	5

3 DEAD BOLTS
LONG FACEPLATE



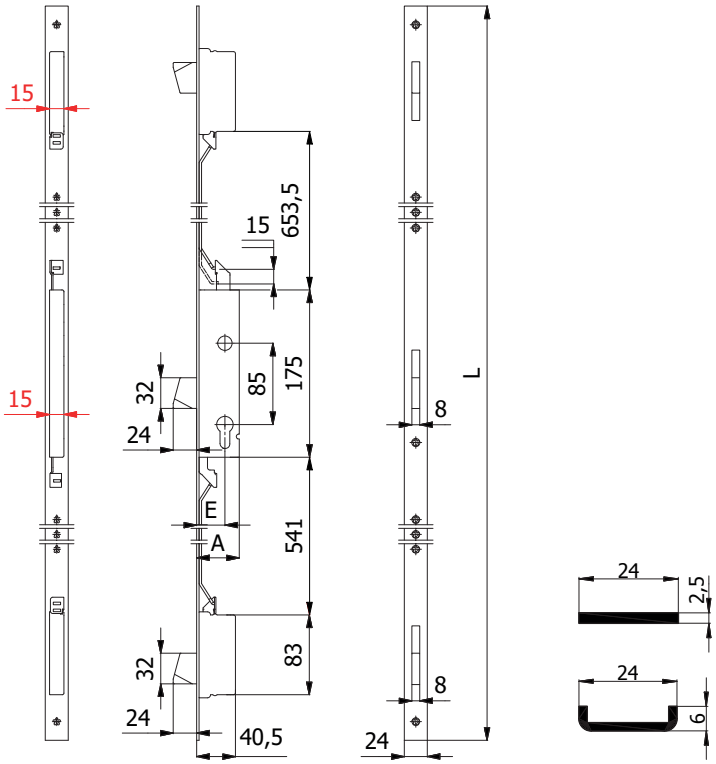

CONSTRUCTIVE FEATURES:
Zinc and plastic plated steel cases and covers - Nickel-plated special alloy self-centering dead bolts with lock-picking system.

WORKING:
Key driven dead bolts.

HAND:
No hand.

PROVIDED WITH:
2 roses cod. 0120 N, 2 forend spacers cod. 0633 N (for "U" shaped forend), cylinder screw, stainless steel fixing screws, assembling instructions.

COD.	E	L	A	Forend	Throws	kg		
1501S.25.PL	25	2300	40	Stainless steel	1	2,13	1	5
1501S.30.PL	30	2300	45		1	2,16	1	5
1501S.35.PL	35	2300	50		1	2,19	1	5
1501S.25.UL	25	2300	40	Stainless steel	1	2,17	1	5
1501S.30.UL	30	2300	45		1	2,20	1	5
1501S.35.UL	35	2300	50		1	2,23	1	5

3 DEAD BOLTS AND ADJUSTABLE ROLLER BOLT
LONG FACEPLATE



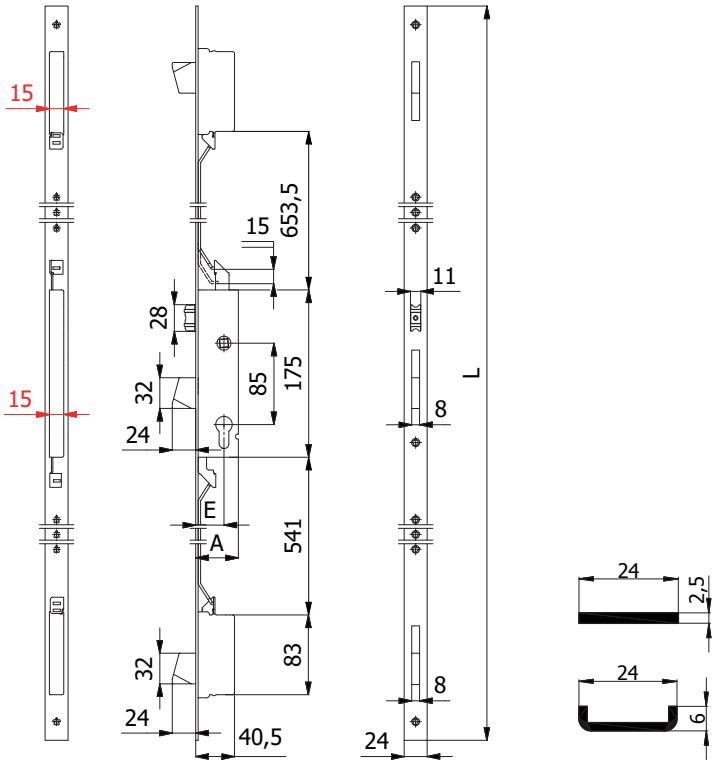

CONSTRUCTIVE FEATURES:
Zinc and plastic plated steel cases and covers - Nickel-plated special alloy self-centering dead bolts with lock-picking system - Nickel-plated brass roller bolt.

WORKING:
Key driven dead bolts - Pressure or key driven roller bolt.

HAND:
No hand.

PROVIDED WITH:
2 roses cod. 0120 N, 2 forend spacers cod. 0633 N (for "U" shaped forend), cylinder screw, stainless steel fixing screws, assembling instructions.

COD.	E	L	A	Forend	Throws	kg		
1505S.25.PL	25	2300	40	Stainless steel	1	2,20	1	5
1505S.30.PL	30	2300	45		1	2,23	1	5
1505S.35.PL	35	2300	50		1	2,26	1	5
1505S.25.UL	25	2300	40	Stainless steel	1	2,24	1	5
1505S.30.UL	30	2300	45		1	2,27	1	5
1505S.35.UL	35	2300	50		1	2,30	1	5



SECURITY

Self-centering tipping dead bolt with lock-picking system

Independent locking points: if one of the dead bolts is forced open, the others remain in closed position

Working is assured also without electricity

Operated by Euro profile cylinder

EASY TO INSTALL

The cables protrude from the lock case, making the connection much easier, with no need to use a screwdriver or an hex key, just connecting the two faston terminals

POWER SUPPLY

To install the electric locks use transformers 12V-10W

Tear resistant coil set cod. 039 - 039Q

MATERIALS

Stainless steel forend, rods and springs

19 mm lock case

Zinc and plastic plated steel case and cover

3 DEAD BOLTS AND LATCH BOLT
SHORT FACEPLATE



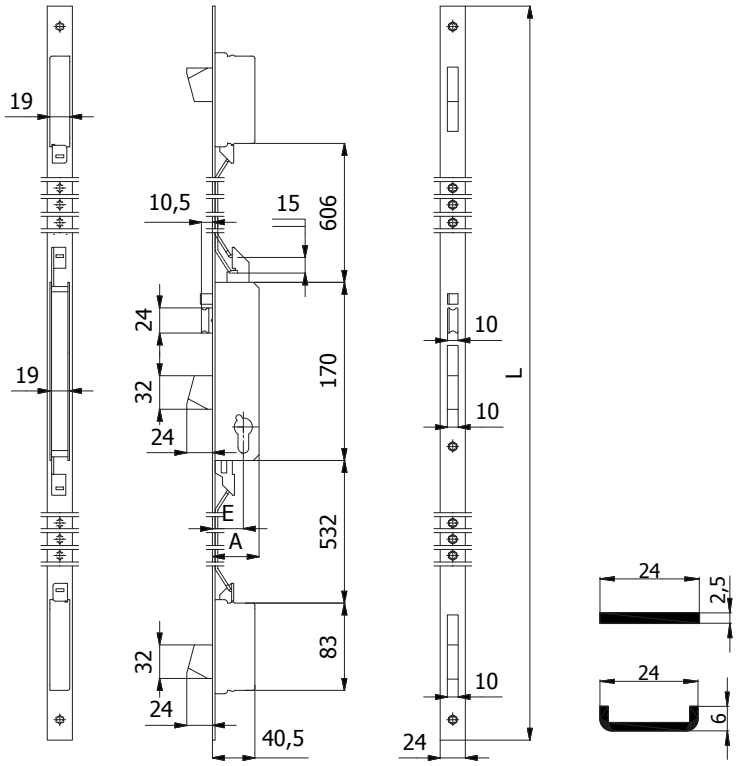

CONSTRUCTIVE FEATURES:
Zinc and plastic plated steel cases and covers - Nickel-plated special alloy self-centering dead bolts with lock-picking system - Nickel-plated special alloy latch bolt - Nickel-plated steel piston - Coil set cod. 039 (12V-10W a.c./d.c.) CE.

WORKING:
Key driven dead bolts - Key, remote control or push-button cod. 058 driven latch bolt - Working is assured also without electricity.

HOLD OPEN DEVICE:
With push-button cod.059, it is possible to block the electric lock in its “open” position.

HAND:
Reversible.

PROVIDED WITH:
2 roses cod. 0120 N, 2 forend spacers cod. 0633 N (for “U” shaped forend), cylinder screw, stainless steel fixing screws, assembling instructions.

COD.	E	L	A	Forend	Throws	kg		
1508.25.PC	25	1570	40	Stainless steel	1	1,91	1	5
1508.30.PC	30	1570	45		1	1,94	1	5
1508.35.PC	35	1570	50		1	1,97	1	5
1508.25.UC	25	1570	40	Stainless steel	1	1,97	1	5
1508.30.UC	30	1570	45		1	2,00	1	5
1508.35.UC	35	1570	50		1	2,03	1	5

3 DEAD BOLTS, ADJUSTABLE LATCH BOLT AND ADJUSTABLE PISTON
SHORT FACEPLATE



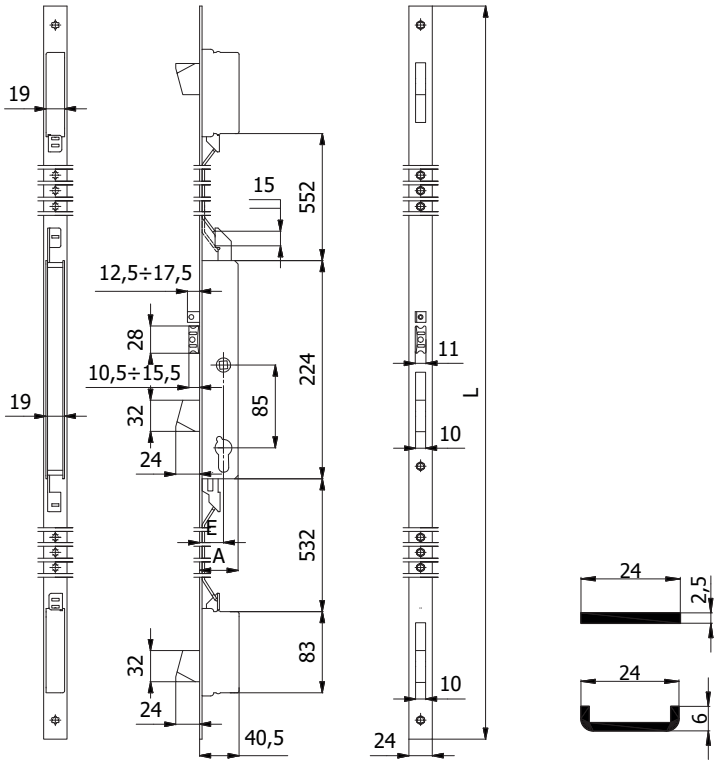

CONSTRUCTIVE FEATURES:
Zinc and plastic plated steel cases and covers - Nickel-plated special alloy self-centering dead bolts with lock-picking system - Nickel-plated special alloy anti-noise latch bolt - Nickel-plated steel piston - Zinc-plated special alloy square spindle device ⌷ 8 mm- Coil set cod. 039Q (12V-10W a.c./d.c.) CE.

WORKING:
Key driven dead bolts - Key, handle or remote control driven latch bolt - Working is assured also without electricity.

HAND:
Reversible.

PROVIDED WITH:
2 roses cod. 0120 N, 2 forend spacers cod. 0633 N (for "U" shaped forend), cylinder screw, stainless steel fixing screws, assembling instructions.

COD.	E	L	A	Forend	Throws	kg		
1508Q.25.PC	25	1570	40	Stainless steel	1	2,00	1	5
1508Q.30.PC	30	1570	45		1	2,04	1	5
1508Q.35.PC	35	1570	50		1	2,07	1	5
1508Q.25.UC	25	1570	40	Stainless steel	1	2,06	1	5
1508Q.30.UC	30	1570	45		1	2,10	1	5
1508Q.35.UC	35	1570	50		1	2,13	1	5

3 DEAD BOLTS AND LATCH BOLT
LONG FACEPLATE



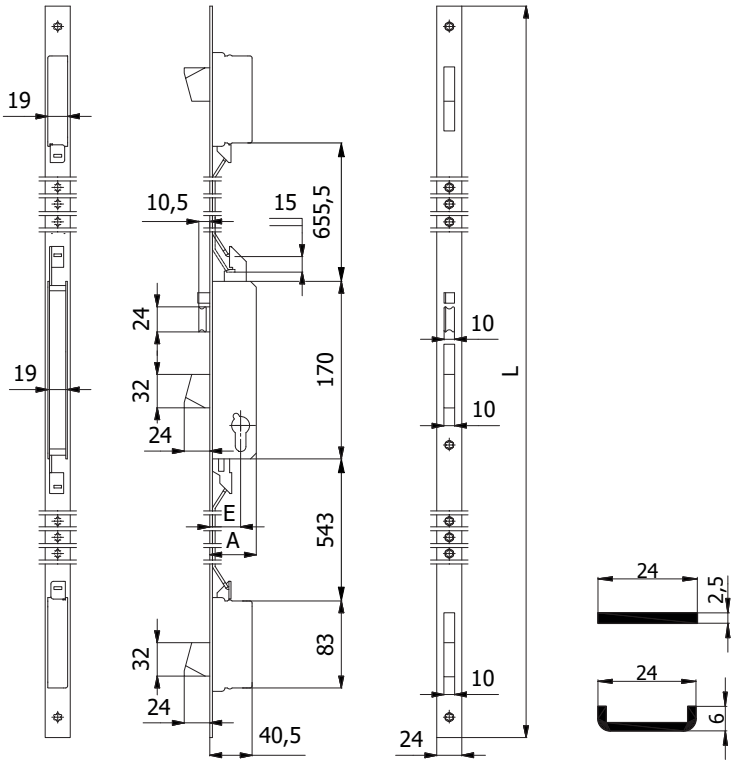

CONSTRUCTIVE FEATURES:
Zinc and plastic plated steel cases and covers - Nickel-plated special alloy self-centering dead bolts with lock-picking system - Nichel-plated special alloy latch bolt - Nichel-plated steel piston - Coil set cod. 039 (12V-10W a.c./d.c.) CE.

WORKING: Key driven dead bolts - Key, remote control or push-button cod. 058 driven latch bolt - Working is assured also without electricity.

HOLD OPEN DEVICE:
With push-button cod.059, it is possible to block the electric lock in its “open” position.

HAND:
Reversible.

PROVIDED WITH:
2 roses cod. 0120 N, 2 forend spacers cod. 0633 N (for “U” shaped forend), cylinder screw, stainless steel fixing screws, assembling instructions.

COD.	E	L	A	Forend	Throws	kg		
1508.25.PL	25	2300	40	Stainless steel	1	2,30	1	5
1508.30.PL	30	2300	45		1	2,33	1	5
1508.35.PL	35	2300	50		1	2,36	1	5
1508.25.UL	25	2300	40	Stainless steel	1	2,30	1	5
1508.30.UL	30	2300	45		1	2,33	1	5
1508.35.UL	35	2300	50		1	2,36	1	5

3 DEAD BOLTS, ADJUSTABLE LATCH BOLT AND ADJUSTABLE PISTON
LONG FACEPLATE



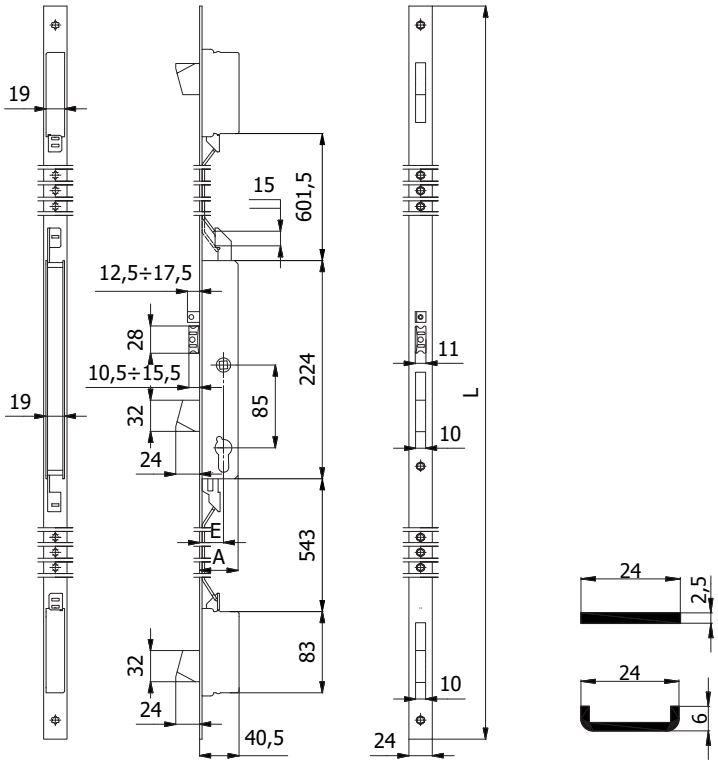

CONSTRUCTIVE FEATURES:
Zinc and plastic plated steel cases and covers - Nickel-plated special alloy self-centering dead bolts with lock-picking system - Nickel-plated special alloy anti-noise latch bolt - Nickel-plated steel piston - Zinc-plated special alloy square spindle device ⌑ 8 mm - Coil set cod. 039Q (12V-10W a.c./d.c.) CE.

WORKING:
Key driven dead bolts - Key, handle or remote control driven latch bolt - Working is assured also without electricity.

HAND:
Reversible.

PROVIDED WITH:
2 roses cod. 0120 N, 2 forend spacers cod. 0633 N (for "U" shaped forend), cylinder screw, stainless steel fixing screws, assembling instructions.

COD.	E	L	A	Forend	Throws	kg		
1508Q.25.PL	25	2300	40	Stainless steel	1	2,30	1	5
1508Q.30.PL	30	2300	45		1	2,33	1	5
1508Q.35.PL	35	2300	50		1	2,36	1	5
1508Q.25.UL	25	2300	40	Stainless steel	1	2,30	1	5
1508Q.30.UL	30	2300	45		1	2,33	1	5
1508Q.35.UL	35	2300	50		1	2,36	1	5

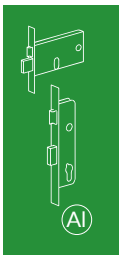
AI

MULTIPOINT LOCKS WITH GEAR MECHANISM MOVEMENT

DESIGNED AND TESTED ACCORDING TO EUROPEAN STANDARD prEN 15685:2019



SECURITY

Self-centering advancing dead bolt with lock-picking system

Designed to be fitted with security escutcheon providing additional protection to the cylinder

Independent locking points: if one of the dead bolts is forced open, the others remain in closed position

Designed for additional locking points

MATERIALS

Stainless steel forend, rods and springs

Closed zinc and plastic plated steel lock case to stop profile machining chips from entering the mechanism



EASY TO TURN

Adjustable anti-noise latch bolt ~ 5 mm and roller bolt interchangeable with plug

Roller bolt cod. 01435 - Plug cod. 01431

SLIM LOCK CASE 15 MM

Ideal for all thermic and Euro Groove profiles as it minimizes the cut-outs on the profile





PATENTED SYSTEM

Patented gear mechanism movement that reduces the operating force to turn the key

WHEEL-CAM STOPPING DEVICE

Wheel-cam stopping device in case the cylinder is not present into the housing of the lock



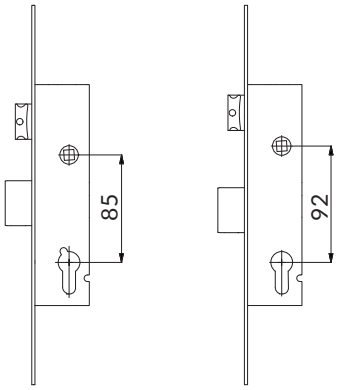

HANDLE/CYLINDER CENTRE DISTANCE

Locks available with 85 mm and 92 mm centre distance to meet the different requirements of the European market

3 DEAD BOLTS AND ADJUSTABLE LATCH BOLT

SHORT FACEPLATE

Latch bolt interchangeable with roller bolt cod. 01435



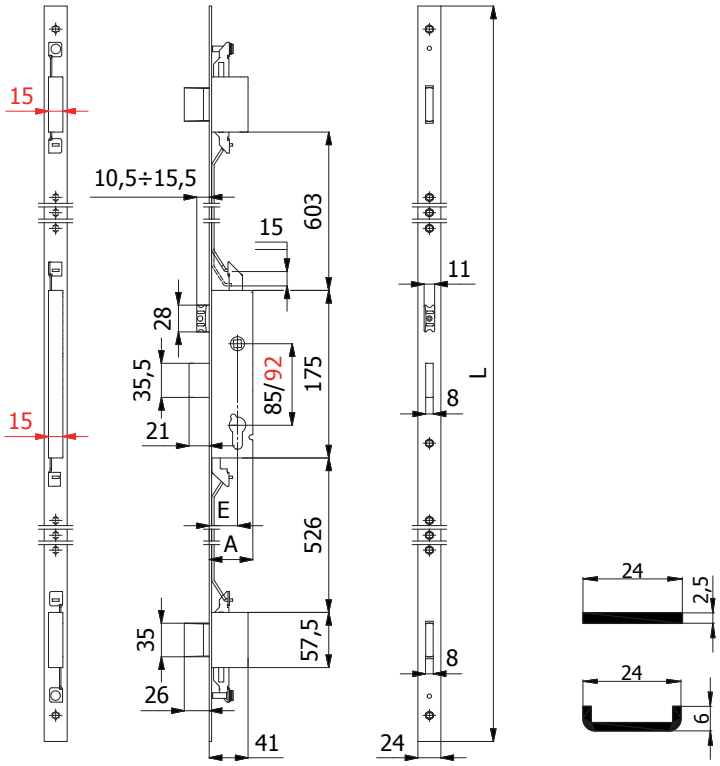

CONSTRUCTIVE FEATURES:

Zinc and plastic plated steel cases and covers - Nickel-plated special alloy self-centering dead bolts with lock-picking system - Nickel-plated special alloy anti-noise latch bolt - Zinc-plated special alloy square spindle device □ 8 mm.

WORKING:

Key driven dead bolts - Handle or key driven latch bolt.

HAND:

Reversible.

PROVIDED WITH:

2 roses cod. 0120 N, 2 forend spacers cod. 0633 N (for "U" shaped forend), cylinder screw, stainless steel fixing screws, assembling instructions.

COD.	E	L	A	Forend	Centre distance	Throws	kg		
1700S.25.PC	25	1570	41	Stainless steel	85	2	2,38	1	5
1700S.30.PC	30	1570	46		85	2	2,42	1	5
1700S.35.PC	35	1570	51		85	2	2,46	1	5
1700S.40.PC	40	1570	56		85	2	2,50	1	5
1720S..PC**	-	-	-		92	-	-	-	-
1700S.25.UC	25	1570	41	Stainless steel	85	2	2,44	1	5
1700S.30.UC	30	1570	46		85	2	2,48	1	5
1700S.35.UC	35	1570	51		85	2	2,52	1	5
1700S.40.UC	40	1570	56		85	2	2,56	1	5
1720S..UC**	-	-	-		92	-	-	-	-

3 DEAD BOLTS
SHORT FACEPLATE



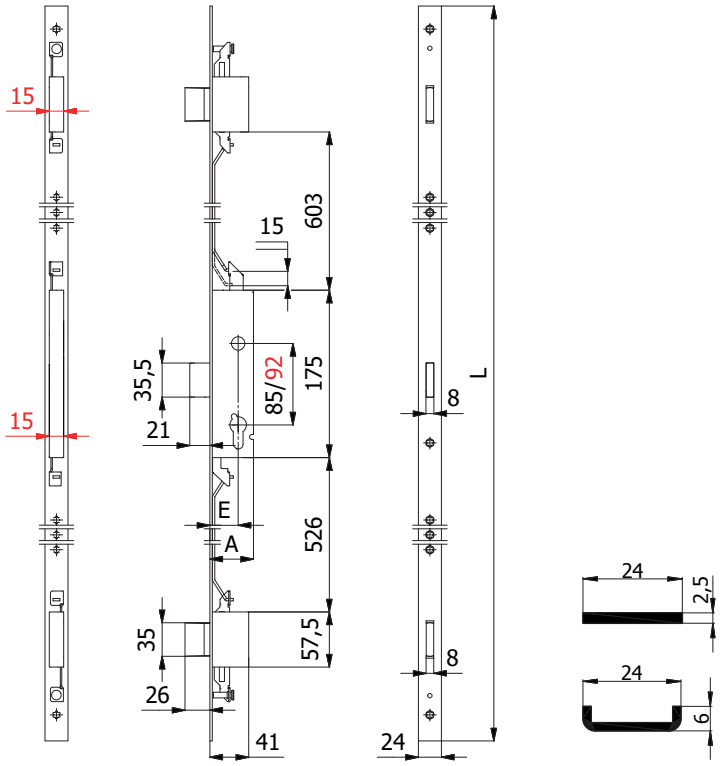

CONSTRUCTIVE FEATURES:
Zinc and plastic plated steel cases and covers - Nickel-plated special alloy self-centering dead bolts with lock-picking system.

WORKING:
Key driven dead bolts.

HAND:
No hand.

PROVIDED WITH:
2 roses cod. 0120 N, 2 forend spacers cod. 0633 N (for "U" shaped forend), cylinder screw, stainless steel fixing screws, assembling instructions.

COD.	E	L	A	Forend	Centre distance	Throws	kg		
1701S.25.PC	25	1570	41	Stainless steel	85	2	2,31	1	5
1701S.30.PC	30	1570	46		85	2	2,35	1	5
1701S.35.PC	35	1570	51		85	2	2,39	1	5
1701S.40.PC	40	1570	56		85	2	2,43	1	5
1721S..PC**	-	-	-		92	-	-	-	-
1701S.25.UC	25	1570	41	Stainless steel	85	2	2,37	1	5
1701S.30.UC	30	1570	46		85	2	2,41	1	5
1701S.35.UC	35	1570	51		85	2	2,45	1	5
1701S.40.UC	40	1570	56		85	2	2,49	1	5
1721S..UC**	-	-	-		92	-	-	-	-

MULTIPOINT LOCKS WITH GEAR MECHANISM MOVEMENT

series 1700S

3 DEAD BOLTS AND ADJUSTABLE ROLLER BOLT

SHORT FACEPLATE



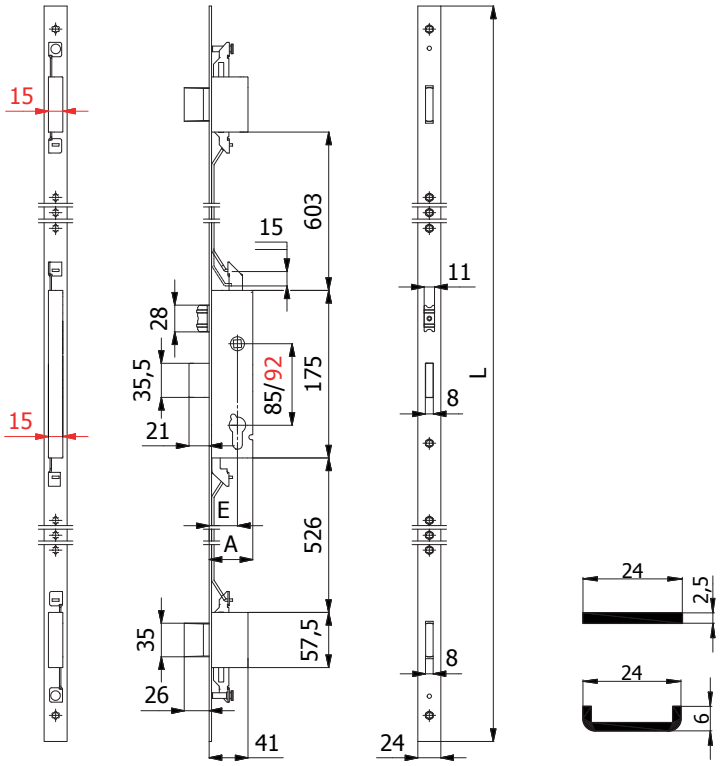

CONSTRUCTIVE FEATURES:

Zinc and plastic plated steel cases and covers - Nickel-plated special alloy self-centering dead bolts with lock-picking system - Nickel-plated brass roller bolt.

WORKING:

Key driven dead bolts - Pressure or key driven roller bolt.

HAND:

No hand.

PROVIDED WITH:

2 roses cod. 0120 N, 2 forend spacers cod. 0633 N (for "U" shaped forend), cylinder screw, stainless steel fixing screws, assembling instructions.

COD.	E	L	A	Forend	Centre distance	Throws	kg		
1705S.25.PC	25	1570	41	Stainless steel	85	2	2,41	1	5
1705S.30.PC	30	1570	46		85	2	2,45	1	5
1705S.35.PC	35	1570	51		85	2	2,49	1	5
1705S.40.PC	40	1570	56		85	2	2,53	1	5
1725S..PC**	-	-	-		92	-	-	-	-
1705S.25.UC	25	1570	41	Stainless steel	85	2	2,47	1	5
1705S.30.UC	30	1570	46		85	2	2,51	1	5
1705S.35.UC	35	1570	51		85	2	2,55	1	5
1705S.40.UC	40	1570	56		85	2	2,59	1	5
1725S..UC**	-	-	-		92	-	-	-	-

3 DEAD BOLTS AND ADJUSTABLE LATCH BOLT

LONG FACEPLATE

Latch bolt interchangeable with roller bolt cod. 01435



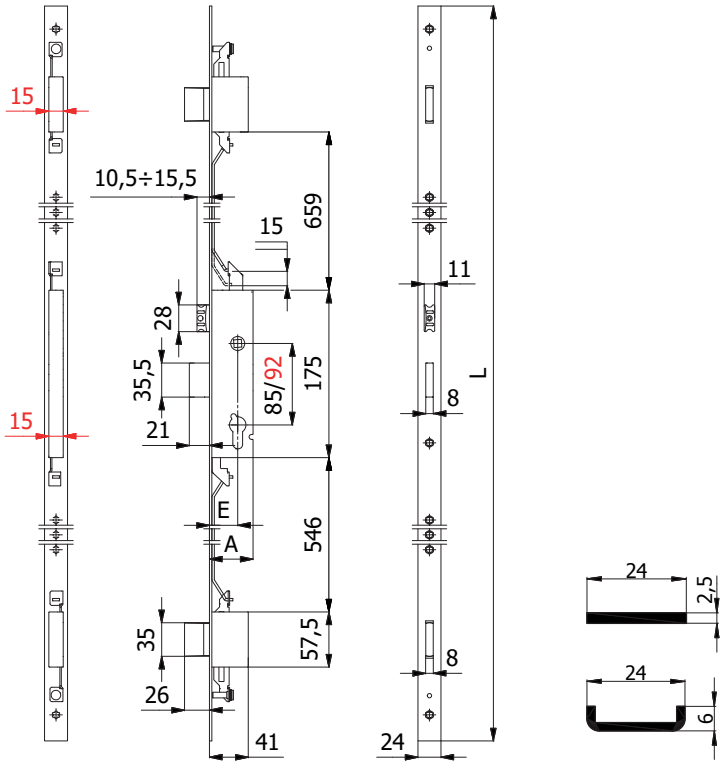

CONSTRUCTIVE FEATURES:

Zinc and plastic plated steel cases and covers - Nickel-plated special alloy self-centering dead bolts with lock-picking system - Nickel-plated special alloy anti-noise latch bolt - Zinc-plated special alloy square spindle device □ 8 mm.

WORKING:

Key driven dead bolts - Handle or key driven latch bolt.

HAND:

Reversible.

PROVIDED WITH:

2 roses cod. 0120 N, 2 forend spacers cod. 0633 N (for "U" shaped forend), cylinder screw, stainless steel fixing screws, assembling instructions.

COD.	E	L	A	Forend	Centre distance	Throws	kg		
1700S.25.PL	25	2300	41	Stainless steel	85	2	2,77	1	5
1700S.30.PL	30	2300	46		85	2	2,81	1	5
1700S.35.PL	35	2300	51		85	2	2,85	1	5
1700S.40.PL	40	2300	56		85	2	2,89	1	5
1720S..PL**	-	-	-		92	-	-	-	-
1700S.25.UL	25	2300	41	Stainless steel	85	2	2,77	1	5
1700S.30.UL	30	2300	46		85	2	2,81	1	5
1700S.35.UL	35	2300	51		85	2	2,85	1	5
1700S.40.UL	40	2300	56		85	2	2,89	1	5
1720S..UL**	-	-	-		92	-	-	-	-

MULTIPOINT LOCKS WITH GEAR MECHANISM MOVEMENT

series 1700S

3 DEAD BOLTS
LONG FACEPLATE



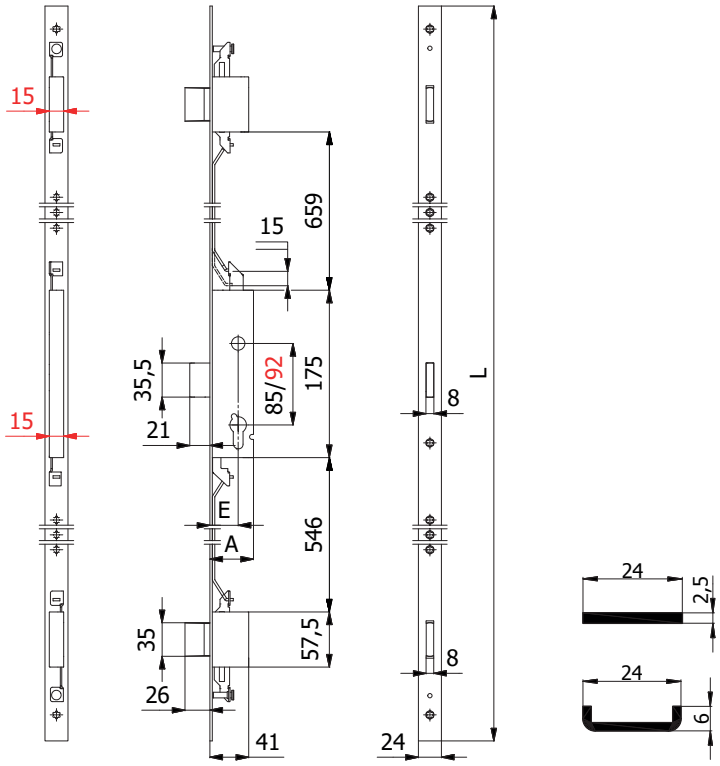

CONSTRUCTIVE FEATURES:
Zinc and plastic plated steel cases and covers - Nickel-plated special alloy self-centering dead bolts with lock-picking system.

WORKING:
Key driven dead bolts.

HAND:
No hand.

PROVIDED WITH:
2 roses cod. 0120 N, 2 forend spacers cod. 0633 N (for "U" shaped forend), cylinder screw, stainless steel fixing screws, assembling instructions.

COD.	E	L	A	Forend	Centre distance	Throws	kg		
1701S.25.PL	25	2300	41	Stainless steel	85	2	2,70	1	5
1701S.30.PL	30	2300	46		85	2	2,74	1	5
1701S.35.PL	35	2300	51		85	2	2,78	1	5
1701S.40.PL	40	2300	56		85	2	2,82	1	5
1721S..PL**	-	-	-		92	-	-	-	-
1701S.25.UL	25	2300	41	Stainless steel	85	2	2,70	1	5
1701S.30.UL	30	2300	46		85	2	2,74	1	5
1701S.35.UL	35	2300	51		85	2	2,78	1	5
1701S.40.UL	40	2300	56		85	2	2,82	1	5
1721S..UL**	-	-	-		92	-	-	-	-

3 DEAD BOLTS AND ADJUSTABLE ROLLER BOLT
LONG FACEPLATE



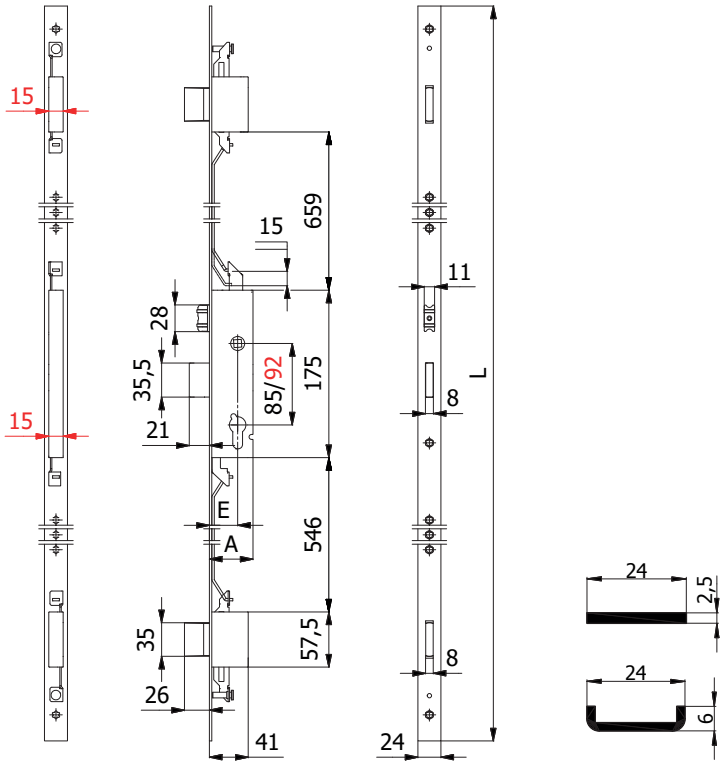

CONSTRUCTIVE FEATURES:
Zinc and plastic plated steel cases and covers - Nickel-plated special alloy self-centering dead bolts with lock-picking system - Nickel-plated brass roller bolt.

WORKING:
Key driven dead bolts - Pressure or key driven roller bolt.

HAND:
No hand.

PROVIDED WITH:
2 roses cod. 0120 N, 2 forend spacers cod. 0633 N (for "U" shaped forend), cylinder screw, stainless steel fixing screws, assembling instructions.

COD.	E	L	A	Forend	Centre distance	Throws	kg		
1705S.25.PL	25	2300	41	Stainless steel	85	2	2,80	1	5
1705S.30.PL	30	2300	46		85	2	2,84	1	5
1705S.35.PL	35	2300	51		85	2	2,88	1	5
1705S.40.PL	40	2300	56		85	2	2,92	1	5
1725S..PL**	-	-	-		92	-	-	-	-
1705S.25.UL	25	2300	41	Stainless steel	85	2	2,80	1	5
1705S.30.UL	30	2300	46		85	2	2,84	1	5
1705S.35.UL	35	2300	51		85	2	2,88	1	5
1705S.40.UL	40	2300	56		85	2	2,92	1	5
1725S..UL**	-	-	-		92	-	-	-	-

MULTIPOINT LOCKS WITH GEAR MECHANISM MOVEMENT

DESIGNED AND TESTED ACCORDING TO EUROPEAN STANDARD prEN 15685:2019



SECURITY

Self-centering advancing dead bolt with lock-picking system

Designed to be fitted with security escutcheon providing additional protection to the cylinder

Independent locking points: if one of the dead bolts is forced open, the others remain in closed position

MATERIALS

Stainless steel forend, rods and springs

Closed 15 mm lock case to stop profile machining chips from entering the mechanism.
Ideal for all thermic and Euro Groove profiles as it minimizes the cut-outs on the profile



EASY TO TURN

Adjustable anti-noise latch bolt ~ 5 mm and roller bolt interchangeable with plug

Roller bolt cod. 01435 - Plug cod. 01431

HANDLE/CYLINDER CENTRE DISTANCE

Locks available with 85 mm and 92 mm centre distance to meet the different requirements of the European market

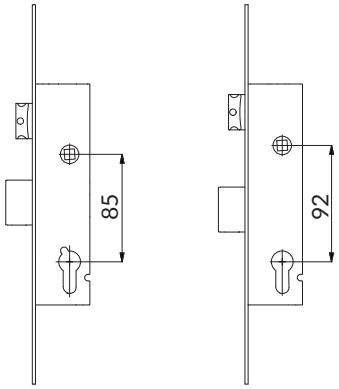



PATENTED SYSTEM

Patented gear mechanism movement that reduces the operating force to turn the key

WHEEL-CAM STOPPING DEVICE

Wheel-cam stopping device in case the cylinder is not present into the housing of the lock





STRONGER HOOK BOLT AND PISTON

Hardened hook bolt and piston with saw-resistant steel pin to reach a higher security on top and bottom locking points

Designed for additional locking points

DEAD BOLT,ADJUSTABLE LATCH BOLT, HOOKS AND PISTONS

SHORT FACEPLATE

Latch bolt interchangeable with roller bolt cod. 01435



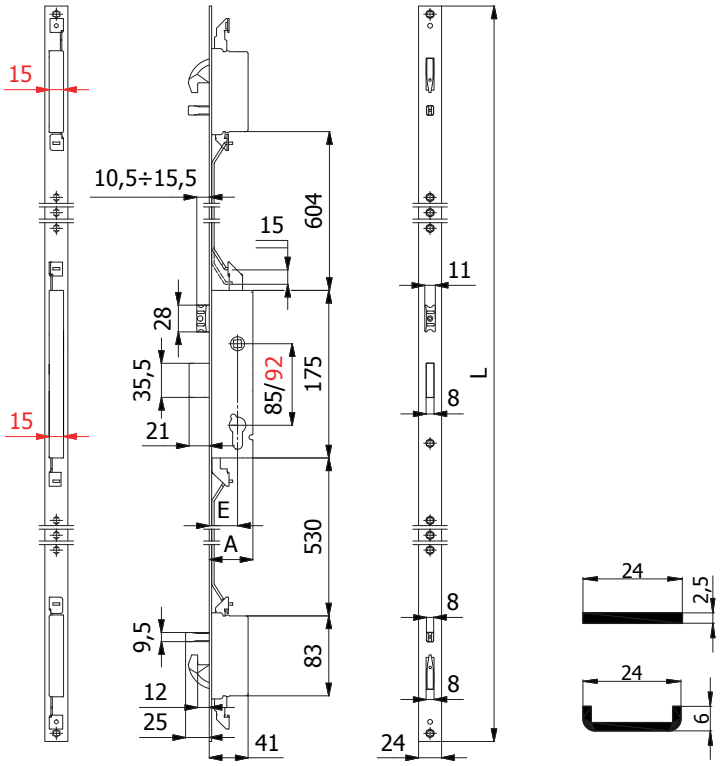

CONSTRUCTIVE FEATURES:

Zinc and plastic plated steel cases and covers - Nickel-plated special alloy self-centering dead bolt with lock-picking system - Nickel-plated special alloy hook bolts and pistons with saw resistant steel pin - Nickel-plated special alloy anti-noise latch bolt - Zinc-plated special alloy square spindle device ◫ 8 mm.

WORKING:

Key driven dead bolt, hook bolts and pistons - Handle or key driven latch bolt.

HAND:

Reversible.

PROVIDED WITH:

2 roses cod. 0120 N, 2 forend spacers cod. 0633 N (for “U” shaped forend), cylinder screw, stainless steel fixing screws, assembling instructions.

COD.	E	L	A	Forend	Centre distance	Throws	kg		
1740S.25.PC	25	1570	41	Stainless steel	85	2	2,50	1	5
1740S.30.PC	30	1570	46		85	2	2,54	1	5
1740S.35.PC	35	1570	51		85	2	2,58	1	5
1740S.40.PC	40	1570	56		85	2	2,62	1	5
1760S..PC**	-	-	-		92	-	-	-	-
1740S.25.UC	25	1570	41	Stainless steel	85	2	2,56	1	5
1740S.30.UC	30	1570	46		85	2	2,60	1	5
1740S.35.UC	35	1570	51		85	2	2,64	1	5
1740S.40.UC	40	1570	56		85	2	2,68	1	5
1760S..UC**	-	-	-		92	-	-	-	-

DEAD BOLT, HOOKS AND PISTONS
SHORT FACEPLATE



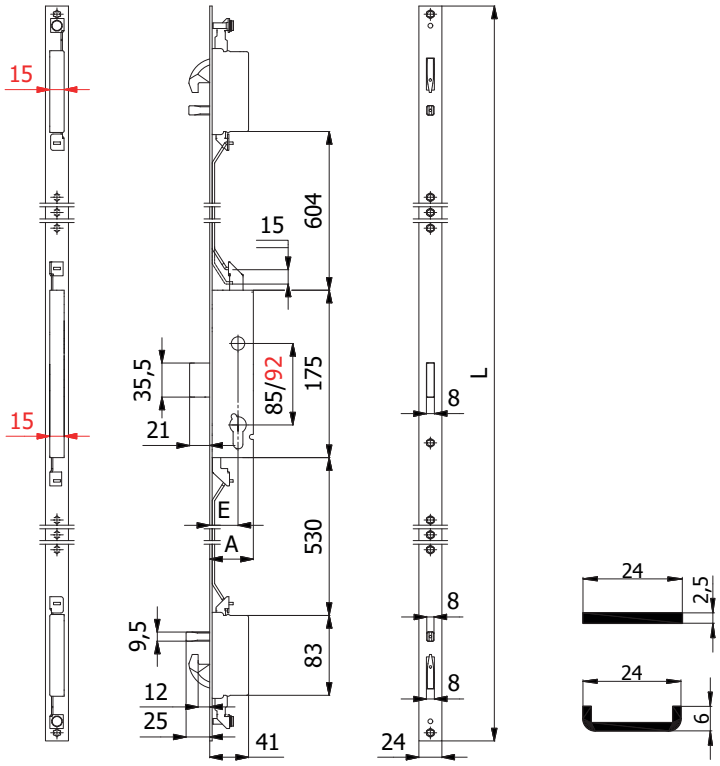

CONSTRUCTIVE FEATURES:
Zinc and plastic plated steel cases and covers - Nickel-plated special alloy self-centering dead bolt with lock-picking system - Nickel-plated special alloy hook bolts and pistons with saw resistant steel pin.

WORKING:
Key driven dead bolt, hook bolts and pistons.

HAND:
No hand.

PROVIDED WITH:
2 roses cod. 0120 N, 2 forend spacers cod. 0633 N (for "U" shaped forend), cylinder screw, stainless steel fixing screws, assembling instructions.

COD.	E	L	A	Forend	Centre distance	Throws	kg		
1741S.25.PC	25	1570	41	Stainless steel	85	2	2,43	1	5
1741S.30.PC	30	1570	46		85	2	2,47	1	5
1741S.35.PC	35	1570	51		85	2	2,51	1	5
1741S.40.PC	40	1570	56		85	2	2,55	1	5
1761S..PC**	-	-	-		92	-	-	-	-
1741S.25.UC	25	1570	41	Stainless steel	85	2	2,49	1	5
1741S.30.UC	30	1570	46		85	2	2,53	1	5
1741S.35.UC	35	1570	51		85	2	2,57	1	5
1741S.40.UC	40	1570	56		85	2	2,61	1	5
1761S..UC**	-	-	-		92	-	-	-	-

MULTIPOINT LOCKS WITH GEAR MECHANISM MOVEMENT

series 1740S

DEAD BOLT, ROLLER BOLT, HOOKS AND PISTONS

SHORT FACEPLATE



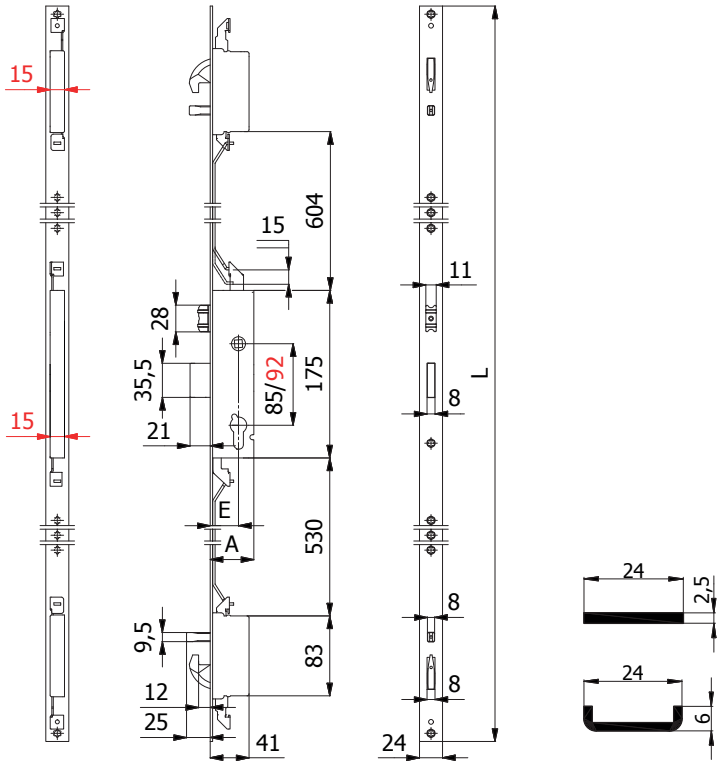

CONSTRUCTIVE FEATURES:

Zinc and plastic plated steel cases and covers - Nickel-plated special alloy self-centering dead bolt with lock-picking system - Nickel-plated special alloy hook bolts and pistons with saw resistant steel pin - Nickel-plated brass roller bolt.

WORKING:

Key driven dead bolt, hook bolts and pistons - Pressure or key driven roller bolt.

HAND:

No hand.

PROVIDED WITH:

2 roses cod. 0120 N, 2 forend spacers cod. 0633 N (for "U" shaped forend), cylinder screw, stainless steel fixing screws, assembling instructions.

COD.	E	L	A	Forend	Centre distance	Throws	kg		
1745S.25.PC	25	1570	41	Stainless steel	85	2	2,53	1	5
1745S.30.PC	30	1570	46		85	2	2,57	1	5
1745S.35.PC	35	1570	51		85	2	2,61	1	5
1745S.40.PC	40	1570	56		85	2	2,65	1	5
1765S..PC**	-	-	-		92	-	-	-	-
1745S.25.UC	25	1570	41	Stainless steel	85	2	2,59	1	5
1745S.30.UC	30	1570	46		85	2	2,63	1	5
1745S.35.UC	35	1570	51		85	2	2,67	1	5
1745S.40.UC	40	1570	56		85	2	2,71	1	5
1765S..UC**	-	-	-		92	-	-	-	-

DEAD BOLT,ADJUSTABLE LATCH BOLT, HOOKS AND PISTONS

LONG FACEPLATE

Latch bolt interchangeable with roller bolt cod. 01435



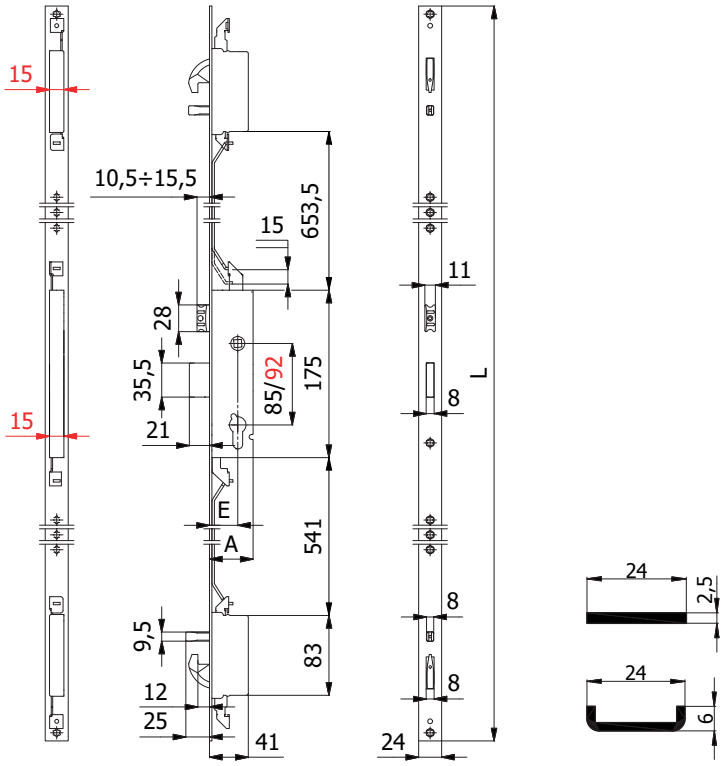

CONSTRUCTIVE FEATURES: Zinc and plastic plated steel cases and covers - Nickel-plated special alloy self-centering dead bolt with lock-picking system - Nickel-plated special alloy hook bolts and pistons with saw resistant steel pin - Nickel-plated special alloy anti-noise latch bolt - Zinc-plated special alloy square spindle device ◫ 8 mm.

WORKING: Key driven dead bolt, hook bolts and pistons - Handle or key driven latch bolt.

HAND: Reversible.

PROVIDED WITH: 2 roses cod. 0120 N, 2 forend spacers cod. 0633 N (for "U" shaped forend), cylinder screw, stainless steel fixing screws, assembling instructions.

COD.	E	L	A	Forend	Centre distance	Throws	kg		
1740S.25.PL	25	2300	41	Stainless steel	85	2	2,89	1	5
1740S.30.PL	30	2300	46		85	2	2,93	1	5
1740S.35.PL	35	2300	51		85	2	2,97	1	5
1740S.40.PL	40	2300	56		85	2	3,01	1	5
1760S..PL**	-	-	-		92	-	-	-	-
1740S.25.UL	25	2300	41	Stainless steel	85	2	2,89	1	5
1740S.30.UL	30	2300	46		85	2	2,93	1	5
1740S.35.UL	35	2300	51		85	2	2,97	1	5
1740S.40.UL	40	2300	56		85	2	3,01	1	5
1760S..UL**	-	-	-		92	-	-	-	-

MULTIPOINT LOCKS WITH GEAR MECHANISM MOVEMENT

series 1740S

DEAD BOLT, HOOKS AND PISTONS

LONG FACEPLATE



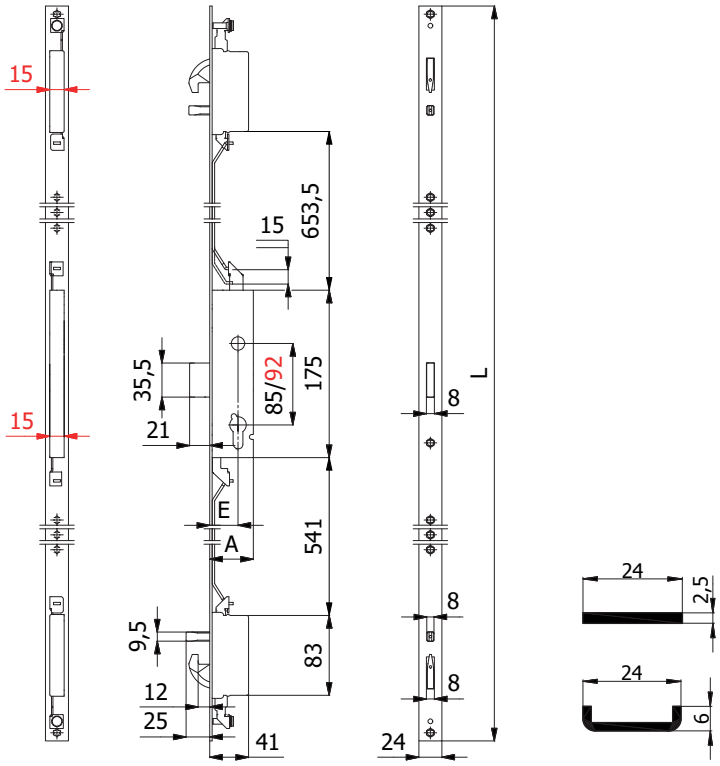

CONSTRUCTIVE FEATURES:

Zinc and plastic plated steel cases and covers - Nickel-plated special alloy self-centering dead bolt with lock-picking system - Nickel-plated special alloy hook bolts and pistons with saw resistant steel pin.

WORKING:

Key driven dead bolt, hook bolts and pistons.

HAND:

No hand.

PROVIDED WITH:

2 roses cod. 0120 N, 2 forend spacers cod. 0633 N (for "U" shaped forend), cylinder screw, stainless steel fixing screws, assembling instructions.

COD.	E	L	A	Forend	Centre distance	Throws	kg		
1741S.25.PL	25	2300	41	Stainless steel	85	2	2,82	1	5
1741S.30.PL	30	2300	46		85	2	2,86	1	5
1741S.35.PL	35	2300	51		85	2	2,90	1	5
1741S.40.PL	40	2300	56		85	2	2,94	1	5
1761S..PL**	-	-	-		92	-	-	-	-
1741S.25.UL	25	2300	41	Stainless steel	85	2	2,82	1	5
1741S.30.UL	30	2300	46		85	2	2,86	1	5
1741S.35.UL	35	2300	51		85	2	2,90	1	5
1741S.40.UL	40	2300	56		85	2	2,94	1	5
1761S..UL**	-	-	-		92	-	-	-	-

DEAD BOLT, ROLLER BOLT, HOOKS AND PISTONS

LONG FACEPLATE



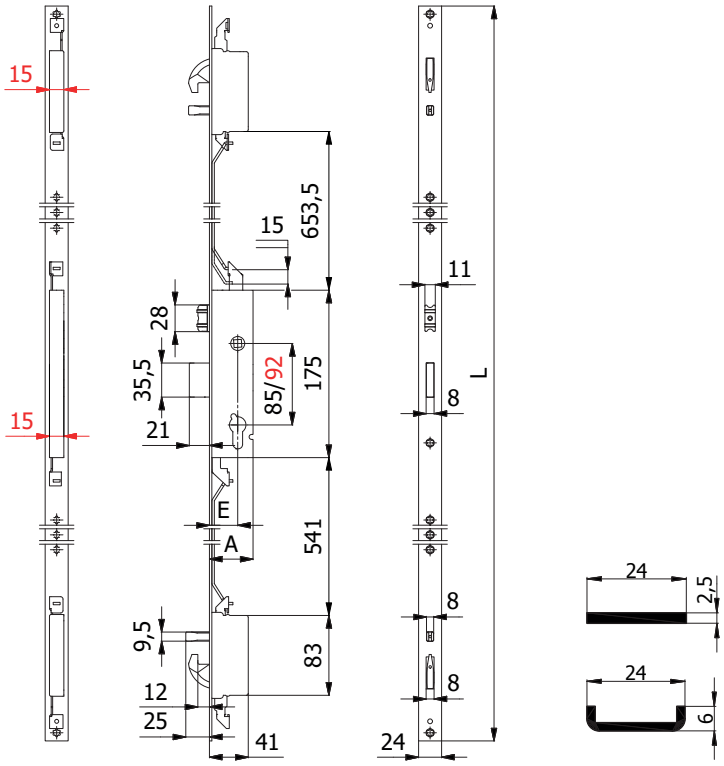

CONSTRUCTIVE FEATURES:

Zinc and plastic plated steel cases and covers - Nickel-plated special alloy self-centering dead bolt with lock-picking system - Nickel-plated special alloy hook bolts and pistons with saw resistant steel pin - Nickel-plated brass roller bolt.

WORKING:

Key driven dead bolt, hook bolts and pistons - Pressure or key driven roller bolt.

HAND:

No hand.

PROVIDED WITH:

2 roses cod. 0120 N, 2 forend spacers cod. 0633 N (for "U" shaped forend), cylinder screw, stainless steel fixing screws, assembling instructions.

COD.	E	L	A	Forend	Centre distance	Throws	kg		
1745S.25.PL	25	2300	41	Stainless steel	85	2	2,92	1	5
1745S.30.PL	30	2300	46		85	2	2,96	1	5
1745S.35.PL	35	2300	51		85	2	3,00	1	5
1745S.40.PL	40	2300	56		85	2	3,04	1	5
1765S..PL**	-	-	-		92	-	-	-	-
1745S.25.UL	25	2300	41	Stainless steel	85	2	2,92	1	5
1745S.30.UL	30	2300	46		85	2	2,96	1	5
1745S.35.UL	35	2300	51		85	2	3,00	1	5
1745S.40.UL	40	2300	56		85	2	3,04	1	5
1765S..UL**	-	-	-		92	-	-	-	-